

COMPACT**ERGONOMIC**

Pika

OPERATOR MODULE

The Pika operator module adapts to your application to make your process more efficient. This easy-to-use module gives you incomparable freedom of movement, precise quality manoeuvres, and higher productivity while ensuring your operators' safety. With the Pika operator module, experience today's cutting-edge technology.

MAIN FEATURES

- Configurable, intelligent bi-directional radio link exchanges information while adapting to the radio environment.
- User-friendly screen for look-up, selection, validation, configuration ...
- Compact, super-ergonomic unit.
- Easy to maintain thanks to its diagnostic aid system (information on screen, iDialog analysis software)).
- Plug-in battery and industrial charger.

FULLY COMPLIANT WITH EUROPEAN DIRECTIVES :

Machinery 2006/42 :

Emergency stop
→ SIL3 per EN 61508
→ Performance level PLe
Per EN13849-1 and -2
EC type certificate issued by
TÜV NORD



No 44 250 11 382580 004

Radio and telecommunication terminal equipment

(low voltage, electromagnetic compatibility, radio spectrum)
R&TTE 99/5/CE
ARCEP certificate



BIDIRECTIONAL RADIO LINK

OPTIONS
• STARTUP BY IR VALIDATION
• ACTION AREA LIMITATION

OPTIONAL CROSS-LOCKING SYSTEM

STANDARD JOYSTICKS WITH 1 TO 4 NOTCHES OR PROPORTIONAL CONTROL

OPTIONAL SECURE INTENTIONAL-ACTION JOYSTICKS

EMERGENCY PALMSWITCH SIL3

TOUGH BACKLIT SCREEN WITH ANTI-REFLECTION, SHOCK-PROOF, ANTI-SCRATCHING FEATURES

OPTIONAL MULTIMODES

4 FUNCTION BUTTONS

ON/VALIDATION BUTTON

NAVIGATION BUTTONS



POSITIONS FOR « TOGGLE » CONTROL COMPONENTS

1-JOYSTICK MODEL



2-JOYSTICK MODEL

OPTIONAL AUXILIARY PUSHBUTTON
OPTIONAL INDUSTRIAL CONNECTOR

OPTIONAL « DEADMAN » DETECTION AND OPTIONAL ISOLATED WORKER ALARM SYSTEM

OPTIONAL VIBRATOR (ALARM)

BREATHABLE MEMBRANE PREVENTS CONDENSATION

SEALED USB INTERFACE FOR DIAGNOSTICS, CONFIGURATION

HIGH-CAPACITY PLUG-IN BATTERY

DESCRIPTION

The operator module comes in two housing versions:

- Operator module^(a) with 1 joystick:
4 function pushbuttons^(b)
+ 2 positions for control components of your choice^(c)
- Operator module^(a) with 2 joysticks :
4 function pushbuttons^(b)
+ 2 positions for control components of your choice^(c)

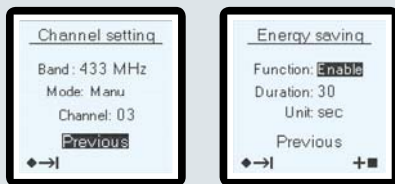
^(a) Each version has 2 navigation pushbuttons, 1 «On/Validation» pushbutton and 1 emergency stop palmswitch.

^(b) The single-action pushbuttons can be configured as selectors for 2, 3 or «n» positions with status indication on the screen.

^(c) You can choose from among the following control components :

- key selector switches
- selector switches with 2 fixed positions
- 2-position buttons with return to initial position
- selector switches with 3 fixed positions
- 3-position buttons with return to initial position
- rotary selector switches with 4 to 12 positions

The screen on the operator module allows you to easily configure and choose items such as :



- The screen language
- The transceiver which you want to use
- The radio transmit frequency and power
- The duration of the « standby » time delay (Automatically stops operator module and associated transceiver if not used for a defined period of time)

TECHNICAL CHARACTERISTICS

MECHANICAL CHARACTERISTICS AND ENVIRONMENTAL WITHSTAND CAPACITY

Housing material	shock-resistant polyamide
Tightness	IP65
Weight (with battery)	1 joystick : 1300 g 2 joysticks : 1400 g
Dimensions	243 x 180 x 170 mm
Carried	by carrying belt by 2-point shoulder strap

ENVIRONMENTAL WITHSTAND CAPACITY

Operating temperature range	-20°C to + 50°C
Storage temperature range of housing alone	-20°C to + 70°C
Storage temperature range of battery	-20°C to + 50°C

ELECTRICAL AND RADIO CHARACTERISTICS

Power supply	Li-ion battery
Endurance (25°C) of radio link, activated	10 hours
100% time	
Frequency selection	64 frequencies on 433-434 MHz band
Manual / automatic	12 frequencies on 869 MHz band
Transmit power	<10 mW
Range limitation	10 power levels, configurable
Modulation	FM
Average range ⁽¹⁾	100 m in industrial space ⁽¹⁾ 300 m in open space ⁽¹⁾
Charging time (endurance > 80%)	3 H (20 mn of charge get 1h autonomy)
Charging temperature range	0°C to + 40°C

FUNCTIONAL CHARACTERISTICS

Display	Backlit LCD display, 128 x 128 pixels
USB interface for configuration and diagnostics	mini-B 5-point USB connector Easily accessible by cover on back of operator module
Operating indications	Visible on screen (radio link status, battery status, status of buttons, information feedback ...)
Function buttons	4 pushbuttons (mounted around the screen) + 2 positions for control components of your choice according to number of joysticks
Navigation and startup buttons	2 pushbuttons to configure the product 1 On/Validation button (for startup and validation of menus on screen)
Emergency stop	2 positions with rotary unlock system
Standby function	User-definable time delay (from 1 s to infinity)

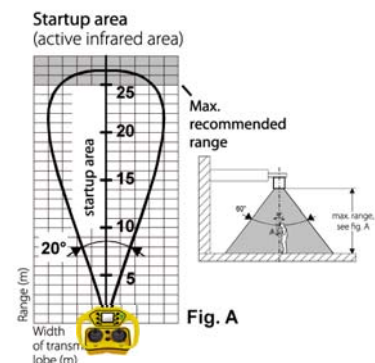
⁽¹⁾ Range varies according to environment conditions around operator module and reception antenna (steel works, metal walls, etc.).

ADDITIONAL OPTIONS

Startup by IR validation

Startup of the remote-controlled equipment can be secured by adding an IR startup feature.

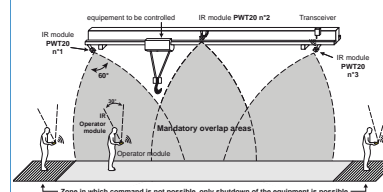
- To start the equipment, the operator must point the module in the direction of the PWT20 IR module(s) mounted on the equipment to be controlled. The "Operator module / Equipment controlled" match-up takes place with no possibility of error.
- The IR startup feature has an action range of 0 to 25 m (see fig. A).



Limitation of action area by infrared

The operator module is equipped with an IR emission function which detects an operator in the IR working area. Operator safety is ensured since the operator is required to work in the IR area.

The maximum range guaranteed between the PWT20 IR modules and the operator module is 8 meters.



ACCESSORIES



Battery charger

Reference : PWC
Dimensions : 170x65x36 mm
Power supply : 12/24 VDC
Power : 7w

Plug-in battery for operator module

Reference : PWB
Dimensions : 57x56x16 mm
Voltage : 3,7V
Capacity : 1900mA
Technology : lithium Ion



Mains power adapter

Reference : UBCU
Dimensions : 41x72x39 mm
Power supply : 115-230VAC
Output : 12VDC
Power : 7 w



Rack for battery chargers (6 positions)

Sold without charger

Reference : PWR
Dimensions : 470x147x8 mm

Mains power adapter for rack

Reference : PWAUR
Power supply : 100-240VAC
Output : 12VDC
Power : 36 w



Removable shoulder strap

Reference : UWE102

Carrying belt

Reference : PWM103



ZAC La Bâtie
Rue Champrond
F 38334 SAINT-ISMIER France
Tel. +33 (0)4 76 41 44 00
Fax +33 (0)4 76 41 44 44

www.jay-electronique.fr

The products shown in this document are subject to change. The description, photos and characteristics are not contractually binding. RadioCrane, RadioDrive, RadioSafe, RadioLift, RadioGreen, RadioBuild, RadioFarm, RadioMotion are trademarks of JAY Electronique France.